

Second Grade Fundation Summer At-Home Activities



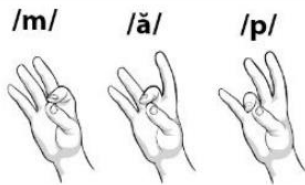
Echo/Find Words Routine

Choose a 3-6 sound word, trick word, or

1. word of the day for the student to build.



2. Tap out the word.
(As needed.)



3. Build the word.
(Discuss meaning when applicable!)



4. Spell the word.



5. Clear the deck, or spell away!









Make Words / Word Chains

s c r a d e → s c r a d → s c r a

Practice making words, 3-6 sound words and nonsense words in a sequence with only changing 1 sound.

- Students repeat the word you say
- Tap it out
- Build the word with tiles
- Spell it aloud
- Rather than spelling the next, new word the student repeats the steps above and change only the 1 tile
- Then spell the new word aloud.

Syllable Types:

Closed Syllable	
Vowel-Consonant-e Syllable	
Open Syllable	
R-Controlled Syllable	
Vowel Digraph/Diphthong Syllable	
Consonant-le Syllable	

The key to determining a vowel sound is identifying the type of syllable in which the vowel resides.

Students work extensively with multisyllable words for reading and spelling. They are taught to divide the words into syllables to decode them.

When you look at their letter tiles, you can see the glued sounds (green) (old, ild, ind, ost, olt and ive), suffixes, (-s, -es, -ed, -ing, -est, -ish, -able, -ive, -y, -ful, -ment, -less, -ness, -ly, and -ty), prefixes (un-, dis-, mis-, non-, trans-, pre-, re-, and de-),

Dictate Syllable Frames

Students can benefit from extra practice with writing multi-syllable words. Use the Syllable frames and dictate multi-syllable words.

You dictate words that has 3-6 sounds in a syllable words, trick words, or words of the day.

- Students say the word aloud
- Student places the Syllable Frames out.
- Student puts one syllable in each syllable frame.
- Student reads the word aloud.
- Students may also practice writing Trick Words and Words of the Day.

Syllable Structure	rep	tile
Suffix Endings	cup	ful

Letter Formation/ Handwriting

Have the students practice writing words on the dry erase board. Make sure the letters are touching the sky line, plane line, ground line, and worm line, when appropriate.

2nd Grade Trick Words – please practice

Full	pull	shall	both	talk
walk	done	goes	pretty	again
animal	please	sure	use	used
against	knew	know	always	often
once	only	house	move	right
place	together	eight	large	change
city	every	family	night	carry
something	world	answer	different	picture
learn	earth	father	brother	earth
father	brother	mother	great	country
away	America	school	thought	whose
won	son	breakfast	head	ready
favorite	early	ocean	Monday	Tuesday
cousin	lose	tomorrow	beautiful	Wednesday
Thursday	Saturday	bought	brought	piece
January	February	July	enough	special
December	august	laugh	daughter	trouble
couple	young			

2nd Grade Words of the Day – Please practice

Thicker	softest	swelled	checked	disrupt
mimic	handful	kindness	doze	rise
reptile	adjective	shy	predict	cozy
duty	safety	bravely	harm	forbid
squirm	verb	thirsty	return	drain
sway	complain	delay	heal	speech
bolt	mind		valley	greedy
spoil	destroy	coach	flow	follow
foamy	noun	tower	compound	smooth
group	rescue	crew	launch	dawn
fable	pebble	tackle	handle	